



Demo-Version
Benötigt Adobe Reader oder PDF
Expert, um Audio abzuspielen.

Guitar Lovers

AkkordIndex

Grundton C#/Db

*zusammengestellt
von
Thomas Schilling*

Akkordfamilien

Dur	5, Quintakkord	4	Dominantsept	7	16
	dur, maj, j	5		7sus4	17
	6	11		7b5	18
	maj7, j7	13		7#5, +7	19
	maj7#5, j7#5	14		9, 7/9	28
	maj7b5, j7b5	15		#9, 7#9	29
	add9	24		#9#5, 7#9#5	29
	6/9	26		b9, 7b9	30
	maj9, j9, j7/9	27		b9#5, 7b9#5	30
	maj9#11, j9#11	33		9#11, 7/9#11	33
	maj7#11, j7#11	33		9sus4, 11	34
	maj13#11, j13#11	36		7/13, 7/6	37
	maj7/13, j7/13, j7/6	36		7sus4/13, 7sus4/6	38
	maj9/13, maj13, j9/6	39		13#11, 7#11/13	39
				13, 9/13	40
				13b9, b9/6, 7b9/13	41
Moll	moll, min, -	9	Suspended	sus2	7
	min6, m6	12		sus4	8
	min7, m7	20	Vermindert	b5, Tritonus	4
	min(maj7), m(maj7)	21		vermindert, dim, ^o	10
	min7b5, m7b5, ø	22		verm.7, dim7, ^{o7}	23
	min(add9), m(add9)	25	Übermäßig	übermäßig, aug, ⁺	6
	min6/9, m6/9	26	Hilfe	Akkorddiagramme	42
	min9, m9, m7/9	31		Transponiertabelle	42
	m9b5, m7/9b5	31			
	min7b9, m7b9	32			
	m(maj7/9), m(maj9)	32			
	m11, m9/11	35			
	m7/11, m7add4	35			
Dies ist eine Demo-Version			Weitere Publikationen		43
Die Seiten 11 - 41 sind nur in der			Seitenindex		44
Vollversion enthalten, die im					
Guitar Lovers Shop erhältlich ist.					

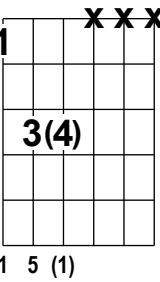
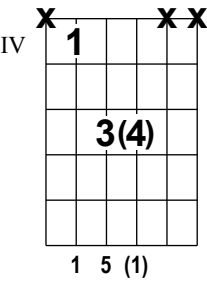
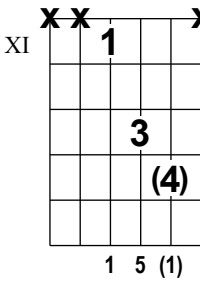
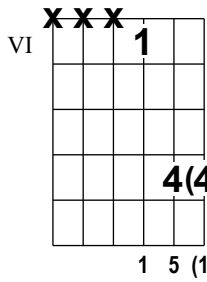
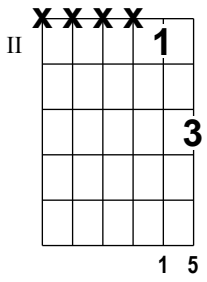
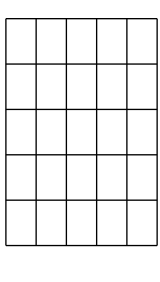
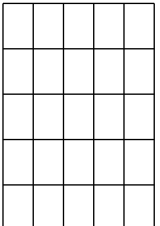
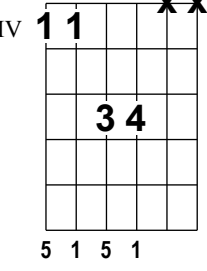
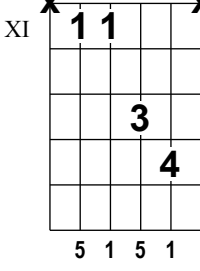
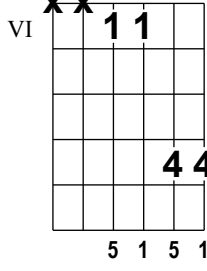
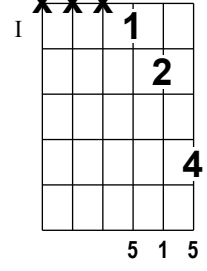
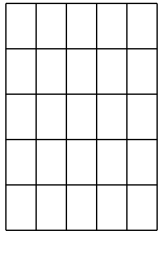
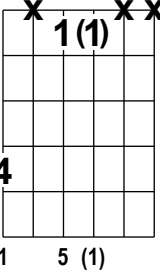
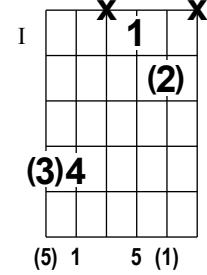
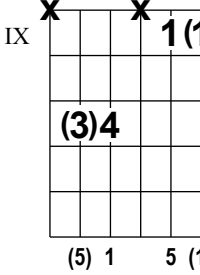
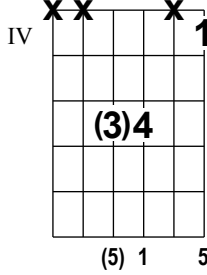
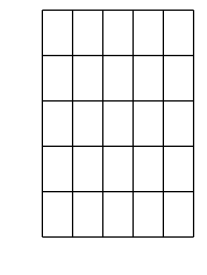
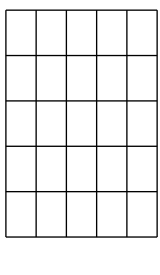
Eine Anleitung zum Lesen der Akkorddiagramme und zum Transponieren der Akkorde in andere Tonarten befindet sich auf der Hilfe-Seite dieses Buches.

Akkordformel

Seite	Name	enthaltene Intervalle				Nummer der Stufe in:		Har. Moll	Mel. Moll	
						Dur	Moll			
4	5, Quintakkord	1		5		I – VI	I, III – VII	I, IV – VI	I, II, IV, V	
4	b5, Tritonus	1		b5		VII	II	II, VII	VI, VII	
5	dur, maj, j	1	3	5		I, IV, V	III, VI, VII	V, VI	IV, V	
6	übermäßig, aug, +	1	3	#5				III	III	
7	sus2	1	2	5		I, II, IV, V, VI	I, III, IV, VI, VII	I, IV	I, IV, V	
8	sus4	1	4	5		I, II, III, V, VI	I, III, IV, V, VII	I, V	I, II, V	
9	moll, min, m, -	1	b3	5		II, III, VI	I, IV, V	I, IV	I, II	
10	vermindert, dim, °	1	b3	b5		VII	II	II, VII	VI, VII	
11	6	1	3	5	6	I, IV, V	III, VI, VII	VI	IV	
12	min6, m6	1	b3	5	6	II	IV	IV	I, II	
13	maj7, j7	1	3	5	j7	I, IV	III, VI	VI		
14	maj7#5, j7#5	1	3	#5	j7			III	III	
15	maj7b5, j7b5	1	3	b5	j7	IV	VI	VI	III	
16	7	1	3	5	b7	V	VII	V	IV, V	
17	7sus4	1	4	5	b7	II, III, V, VI	I, IV, V, VII	V	V	
18	7b5	1	3	b5	b7				IV	
19	7#5, aug7, +7	1	3	#5	b7			V	V	
20	min7, m7	1	b3	5	b7	II, III, VI	I, IV, V	IV	II	
21	m(maj7), m(j7)	1	b3	5	j7			I	I	
22	min7b5, m7b5, ø	1	b3	b5	b7	VII	II	II	VI, VII	
23	verm.7, dim7, ø7	1	b3	b5	bb7			VII		
24	add9	1	3	5	9	I, IV, V	III, VI, VII		IV, V	
25	min(add9), m(add9)	1	b3	5	9	II, VI	I, IV	I, IV	I	
26	6/9	1	3	5	6	9	I, IV, V	III, VI, VII	IV	
26	min6/9, m6/9	1	b3	5	6	9	II	IV	I	
27	maj9, j9, j7/9	1	3	5	j7	9	I, IV	III, VI		
28	9, 7/9	1	3	5	b7	9	V	VII	IV, V	
29	#9, 7#9	1	3	5	b7	#9				
29	#9#5, 7#9#5	1	3	#5	b7	#9				
30	b9, 7b9	1	3	5	b7	b9		V		
30	b9#5, 7b9#5	1	3	#5	b7	b9		V		
31	min9, m9, m7/9	1	b3	5	b7	9	II, VI	I, IV	IV	
31	m9b5, m7/9b5	1	b3	b5	b7	9		IV	VI	
32	min7b9, m7b9	1	b3	5	b7	b9	III	V	II	
32	m(maj7/9), m(maj9)	1	b3	5	j7	9		I	I	
33	maj9#11, j7/9#11	1	3	5	j7	9	#11	IV	VI	
33	maj7#11, j7#11	1	3	5	j7	#11	IV	VI	VI	
33	9#11, 7/9#11	1	3	5	b7	9	#11		IV	
34	9sus4, 11	1		5	b7	9	11	II, V, VI	I, IV, VII	V
35	m11, m9/11	1	b3	5	b7	9	11	II, VI	I, IV	
35	m7/11, m7add4	1	b3	5	b7	11		II, III, VI	I, IV, V	II
36	maj13#11, j13#11	1	3	5	j7	9	#11	13	IV	VI
36	maj7/13, maj7/6	1	3	5	j7	13		I, IV	III, VI	VI
37	7/13, 7/6	1	3	5	b7	13		V	VII	
38	7sus4/13, 7sus4/6	1	4	5	b7	13		V	VII	
39	13#11, 7#11/13	1	3	5	b7	9	#11	13		IV
39	maj9/13, maj13	1	3	5	j7	9	13	I, IV	III, VI	
40	13, 9/13	1	3	5	b7	9	13	V	VII	
41	13b9, 7b9/13	1	3	5	b7	b9	13			

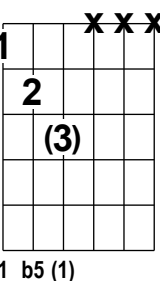
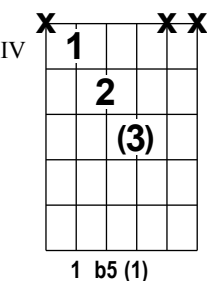
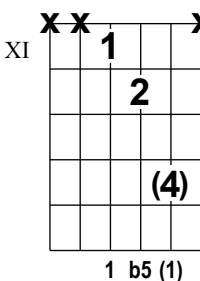
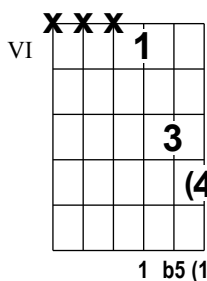
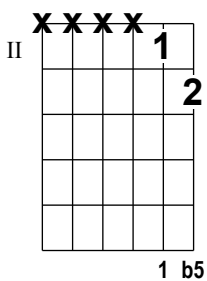
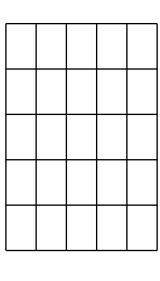
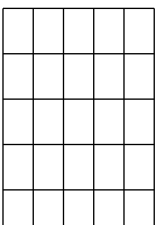
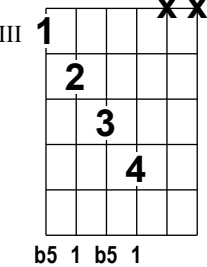
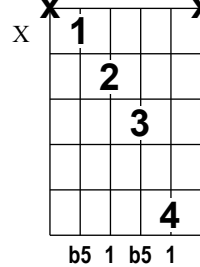
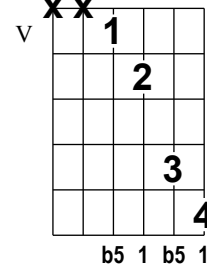
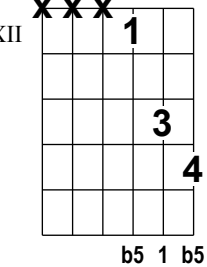
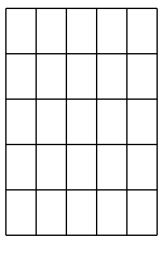
5

(Quintakkord, Power Chord in C#/Db)

IX		IV		XI		VI		II		
	IV		XI		VI		I			
VI		I		IX		IV				

b5

(Tritonus in C#/Db)

IX		IV		XI		VI		II		
	III		X		V		XII			

Dur

(in C#/Db)

The image displays 30 guitar chord diagrams for the D major scale in C#/Db, arranged in a 5x6 grid. Each diagram shows a 6-string guitar fretboard with fingerings (1-4) and muting (X) for various positions (I, III, IV, VI, VIII, IX, XI, X).

Row 1:

- III: Fret 3, strings 2-4 (2, 3, 4), strings 1, 5, 6 muted (XXX).
- I: Fret 1, strings 2-4 (1, 3, 5), strings 1, 5, 6 muted (X...XX).
- I: Fret 1, strings 2-4 (1, 2, 3), strings 1, 5, 6 muted (XX...X).
- I: Fret 1, strings 2-4 (1, 2, 3), strings 1, 5, 6 muted (XXX...).
- I: Fret 1, strings 2-4 (1, 2, 3, 4), strings 1, 5, 6 muted (111111).
- IV: Fret 4, strings 2-4 (1, 1, 1, 1, 1, 1), strings 1, 5, 6 muted (X...XX).

Row 2:

- VI: Fret 6, strings 2-4 (1, 3, 5), strings 1, 5, 6 muted (XXX...).
- VI: Fret 6, strings 2-4 (1, 1, 3), strings 1, 5, 6 muted (X...XX).
- VI: Fret 6, strings 2-4 (1, 1, 1), strings 1, 5, 6 muted (XX...X).
- IV: Fret 4, strings 2-4 (1, 3, 4), strings 1, 5, 6 muted (XXX...).
- VI: Fret 6, strings 2-4 (1, 3, 4, 4), strings 1, 5, 6 muted (X...X).
- VIII: Fret 8, strings 2-4 (1, 2, 3, 4), strings 1, 5, 6 muted (X...X).

Row 3:

- XI: Fret 11, strings 2-4 (1, 1, 3), strings 1, 5, 6 muted (XXX...).
- X: Fret 10, strings 2-4 (1, 2, 3), strings 1, 5, 6 muted (X...XX).
- IX: Fret 9, strings 2-4 (1, 2, 3), strings 1, 5, 6 muted (XX...X).
- IX: Fret 9, strings 2-4 (1, 1, 2), strings 1, 5, 6 muted (XXX...).
- IX: Fret 9, strings 2-4 (1, 1, 1, 1, 1, 1), strings 1, 5, 6 muted (111111).
- XI: Fret 11, strings 2-4 (1, 1, 1, 1, 1, 1), strings 1, 5, 6 muted (X...).

Row 4:

- I: Fret 1, strings 2-4 (1, 2, 3, 4), strings 1, 5, 6 muted (1...XX).
- I: Fret 1, strings 2-4 (1, 2, 3, 4), strings 1, 5, 6 muted (X...X).
- I: Fret 1, strings 2-4 (1, 1, 1, 2), strings 1, 5, 6 muted (XX...).
- I: Fret 1, strings 2-4 (1, 2, 3, 4), strings 1, 5, 6 muted (XX...).
- IV: Fret 4, strings 2-4 (1, 2, 3), strings 1, 5, 6 muted (1...XX).
- III: Fret 3, strings 2-4 (1, 2, 3), strings 1, 5, 6 muted (X...XX).

Row 5:

- VI: Fret 6, strings 2-4 (1, 1, 3, 4), strings 1, 5, 6 muted (XX...).
- VI: Fret 6, strings 2-4 (1, 1, 1, 3), strings 1, 5, 6 muted (X...X).
- IV: Fret 4, strings 2-4 (1, 2, 3, 4), strings 1, 5, 6 muted (XX...).
- VI: Fret 6, strings 2-4 (1, 1, 1, 1, 1, 1), strings 1, 5, 6 muted (X...).
- VI: Fret 6, strings 2-4 (1, 1, 1, 1, 1, 1), strings 1, 5, 6 muted (111111).
- VI: Fret 6, strings 2-4 (1, 1, 1, 1, 1, 1), strings 1, 5, 6 muted (1...XX).

Row 6:

- X: Fret 10, strings 2-4 (1, 2, 3, 4), strings 1, 5, 6 muted (XX...).
- IX: Fret 9, strings 2-4 (1, 2, 3, 4), strings 1, 5, 6 muted (X...X).
- IX: Fret 9, strings 2-4 (1, 1, 1, 2), strings 1, 5, 6 muted (XX...).
- IX: Fret 9, strings 2-4 (1, 2, 3, 4), strings 1, 5, 6 muted (XX...).
- XI: Fret 11, strings 2-4 (1, 2, 3, 4), strings 1, 5, 6 muted (X...X).
- XI: Fret 11, strings 2-4 (1, 1, 3, 4), strings 1, 5, 6 muted (XX...).

Übermäßig

(in C#/Db)

III	II	II	I	III	IV
#5 1 3 (#5)	1 3 #5	3 #5 1	#5 1 3	(1) 3 1 3 #5	1 #5 1 3
VII	VI	VI	V	VII	VIII
1 3 #5 (3)	3 #5 1	#5 1 3	1 3 #5	(3) #5 3 #5 1	3 1 3 #5
XI	X	X	IX	XI	XII
3 #5 1 (#5)	#5 1 3	1 3 #5	3 #5 1	(#5) 1 #5 1 3	#5 3 #5 1
II	II	I	II	III	I
#5 1 3 #5	1 3 #5 1	3 #5 1 3	(1) 3 #5 1 #5	#5 3 1 3	3 1 3 #5
VI	VI	V	VI	VII	V
1 3 #5 1	3 #5 1 3	#5 1 3 #5	(3) #5 1 3 1	1 #5 3 #5	#5 3 #5 1
X	X	IX	X	XI	IX
3 #5 1 3	#5 1 3 #5	1 3 #5 1	(#5) 1 3 #5 3	3 1 #5 1	1 #5 1 3

sus2

(in C#/Db)

I **1** **X****X****X**
3 **4**
 5 1 2

I **X** **1** **1** **X****X**
4
 1 2 5

I **X****X** **1** **1** **1** **X**
2
 2 5 1

IV **X****X****X** **1** **1**
3
 1 2 5

IV **(1)** **1** **1** **1** **1** **1**
3 **4**
 (5) 1 5 1 2 5

IV **1** **1** **1** **1** **1** **1**
2 **3** **4**
 5 2 5 1 2 5

VI **X****X****X**
1 **1**
4
 1 2 5

VI **X** **1** **1** **1** **X****X**
4
 2 5 1

IV **X****X** **1** **X**
3 **4**
 5 1 2

VIII **X****X****X**
1
2 **2**
 2 5 1

VI **X** **1** **1** **1** **1** **1**
(3) **4** **4**
 2 5 1 5 1
 (2)

VI **X** **1** **X**
3 **2** **4**
 1 5 2 5

XI **X****X****X**
2 **3** **4**
 2 5 1

VIII **X** **1** **X****X**
3 **4**
 5 1 2

VIII **X****X** **1** **X**
2
4
 1 2 5

XI **X****X****X** **1**
3 **4**
 5 1 2

XI **(1)** **1** **1** **1** **1** **1**
3 **4**
 (2) 5 1 5 1 2

XI **1** **1** **1** **1** **1** **1**
2 **3** **4**
 2 5 2 5 1 2

VI **X****X**
1 **1** **1**
4
 1 2 5 1

IV **X** **1** **X**
2 **3** **4**
 2 5 1 2

IV **X****X** **1** **1**
3 **4**
 5 1 2 5

VI **X****X** **1**
2(**3**) **4**
 5 (1) 2 1

VI **X** **X** **1** (**2**)
3 **4** **4**
 2 (1) 5 1
 2

VI **1** **1** **X****X**
4 **3**
 1 2 5 2

VIII **1** **X****X**
2 **3** **4**
 2 5 1 2

VIII **X** **1** **X**
2
3 **4**
 5 1 2 5

VIII **X****X** **1** **2** **3**
4
 1 2 5 1

VIII **X****X** **1**
2
3 **4**
 1 2 5 2

XI **X** **X** **1** **2**
3 **4**
 5 5 1 2

XI **1** **1** **1** **X****X**
3
 2 5 1 5

XIII **X****X**
1 **1**
3 **4**
 5 1 2 5

XIII **X** **1** **1** **X**
2
4
 1 2 5 1

XI **X****X** **1**
2 **3** **4**
 2 5 1 2

XIII **X** **1** **1** **1** **1**
2
(3) **4**
 (1) 2 5 1 5

XIII **X** **X** **1**
3 **4** **4**
 1 5 2 5

XVI **1** **X****X**
2 **3** **4**
 5 1 2 1

sus4

(in C#/Db)

The following table lists the 48 chord diagrams shown in the image, organized by row and column. Each diagram is identified by a Roman numeral and includes its fingering and barred strings.

Diagram	Fingering	Barred Strings
IV	2 3 4	5 1 4
I	1 3 4	1 4 5
I	1 2 4	4 5 1
IV	1 3 4	1 4 5
IV	(1) 1 1 1 1 1	(5) 1 4 1 4 5
IV	1 1 1 1 1 1	5 1 5 1 4 5
VI	1 3 4	1 4 5
VI	1 1 4	4 5 1
VI	1 1 1 2	5 1 4
IX	1 1 3	4 5 1
IX	(1) 1 1 1 1 1	(1) 4 1 4 5 1
IX	1 1 1 1 1 1	1 5 1 4 5 1
XI	1 1 4	4 5 1
XI	2 3 4	5 1 4
IX	1 3 4	1 4 5
XIII	1 2 2	5 1 4
XI	1 1 1 1 1	5 1 5 1 4
XI	1 2 3 4	4 1 5 1
I	(2) 1 2 3 4	(4) 1 4 5 5
I	1 2 3 4	1 4 5 1
I	1 2 3 4	4 5 1 4
I	1 2 3 4	4 5 1 5
IV	1 2 3 4	1 1 4 5
IV	1 1 1 1	5 1 4 1
VI	1 1 3 4	1 4 5 1
VI	1 1 1 2 4	4 5 1 4
IV	1 2 3 4	5 1 4 5
VI	1 1 1 1 2 4	(4) 5 1 4 1
VI	1 3 4 4	4 1 5 1
IX	1 2 3 4	1 4 5 4
XI	1 1 1 4	4 5 1 4
IX	1 2 3 4	5 1 4 5
IX	1 1 3 4	1 4 5 1
XI	1 2 3 4	1 4 5 4
XI	1 2 3 4 4	5 5 1 4
XI	1 1 3 4	4 5 1 5

Moll

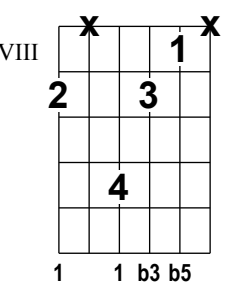
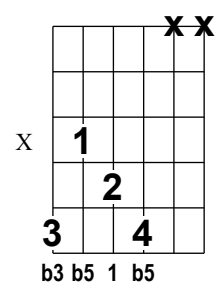
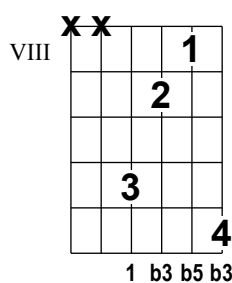
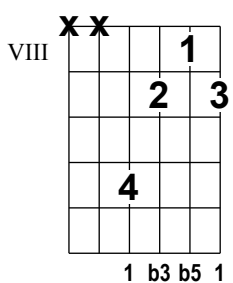
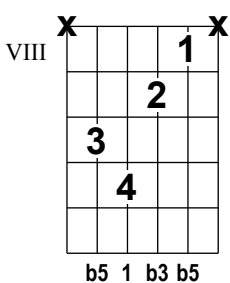
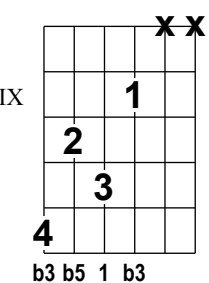
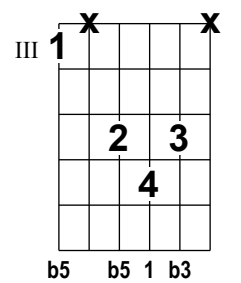
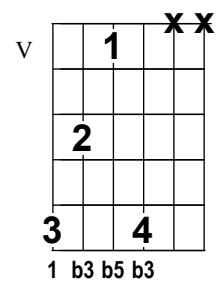
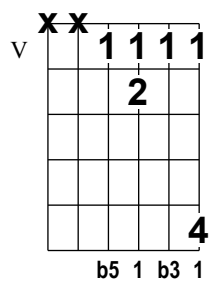
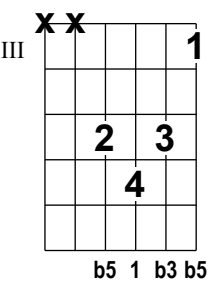
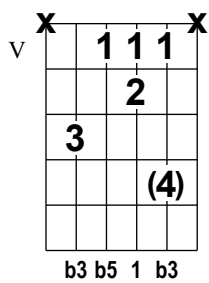
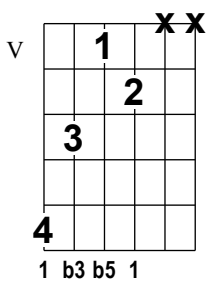
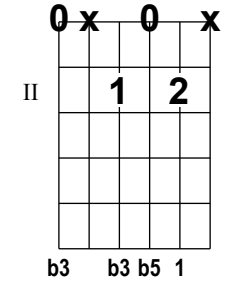
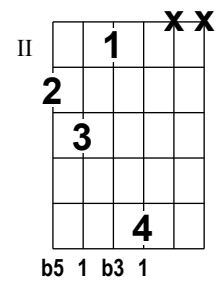
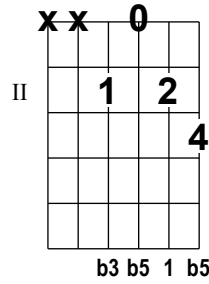
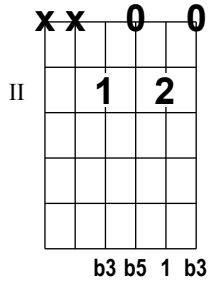
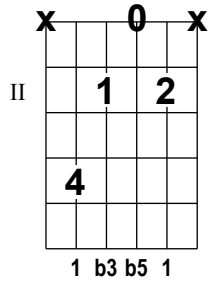
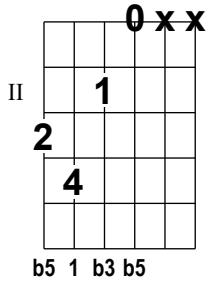
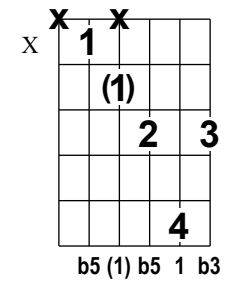
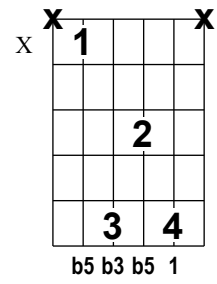
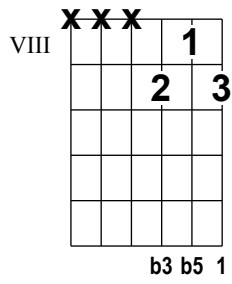
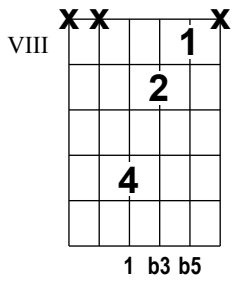
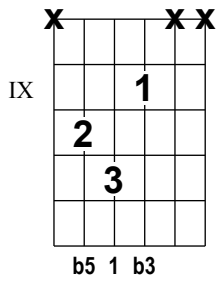
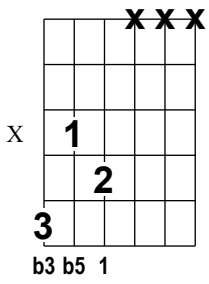
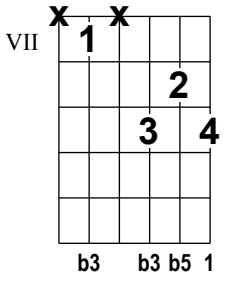
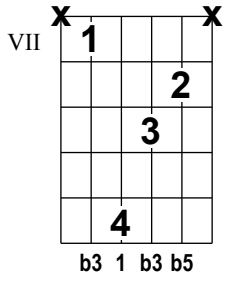
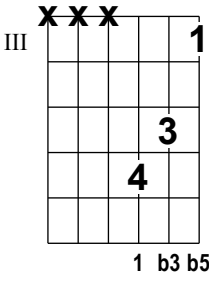
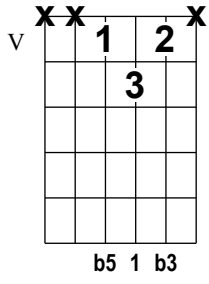
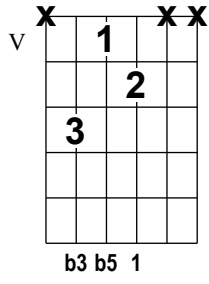
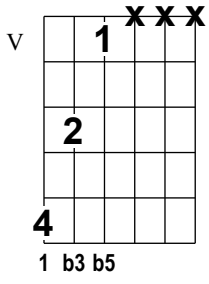
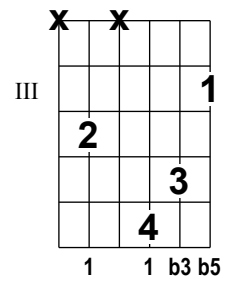
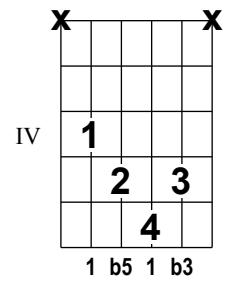
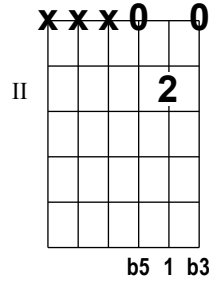
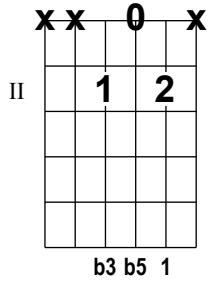
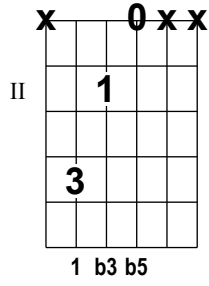
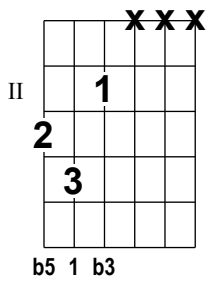
(in C#/Db)

The following table summarizes the chord diagrams shown in the image, organized by their Roman numeral labels:

Diagram	Label	Fingering	Fret
1	II	1, 3, 4	5
2	I	1, 2, 4	1, b3, 5
3	I	2, 3	b3, 5, 1
4	IV	1, 2, 3	1, b3, 5
5	IV	(1) 1, 1, 1, 1, 1, 2, 3, 4	(5) 1, 5, 1, b3, 5
6	IV	1, 2, 3, 4	5, 5, 1, b3
7	VI	1, 2, 4	1, b3, 5
8	VI	1, 1, 2	b3, 5, 1
9	V	1, 2, 3	5, 1, b3
10	IX	1, 1, 1, 1, 1	b3, 5, 1
11	VI	1, 2, 4, 4, 4	b3, 5, b3, 5, 1
12	IX	1, 1, 1, 1, 1(1), 3, 4	1, 5, 1, b3, 5 (1)
13	XI	1, 1, 2	b3, 5, 1
14	IX	1, 1, 3, 4	5, 1, b3
15	IX	1, 1, 3	1, b3, 5
16	XII	1, 2, 3	5, 1, b3
17	XI	1, 1, 1, 1, 1, 2, 3, 4	5, 1, 5, 1, b3
18	XII	1, 2, 3, 4	b3, b3, 5, 1
19	I	1, 2, 3, 4	5, 1, b3, 5
20	I	1, 2, 3, 4	1, b3, 5, 1
21	I	1, 2, 3	b3, 5, 1, b3
22	I	1, 2, 3	b3, 5, 1, 5
23	I	1, 2	1, 5, 1, b3
24	II	1, 2, 3, 4	5, 1, b3, 1
25	VI	1, 1, 2, 4	1, b3, 5, 1
26	V	1, 2, 3, 4	b3, 5, 1, b3
27	IV	1, 2, 3, 4	5, 1, b3, 5
28	V	1, 2, 3, 4	5, 1, b3, 1
29	IV	1, 2, 3, 4	b3, 1, b3, 5
30	VI	1, 2, 3, 4	1, b3, 5, b3
31	IX	1, 2, 3, 4	b3, 5, 1, b3
32	IX	1, 1, 2, 3, 4	5, 1, b3, 5
33	IX	1, 1, 1, 1, 1, 3, 4	1, b3, 5, 1
34	IX	1, 1, 3, 4	1, b3, 5, b3
35	IX	1, 1, 3	5, b3, 5, 1
36	XI	1, 1, 2, 3	b3, 5, 1, 5

Vermindert

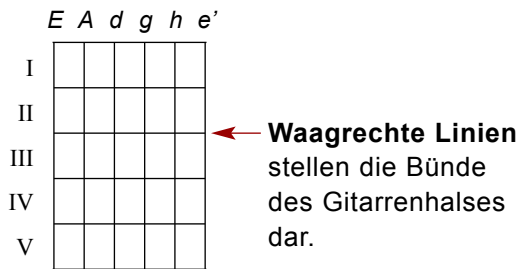
(in C#/Db)



**Bitte kaufe die Vollversion
von unserem Shop, um die
Seiten 11 - 41 anzuzeigen!**

www.gitarre6.de

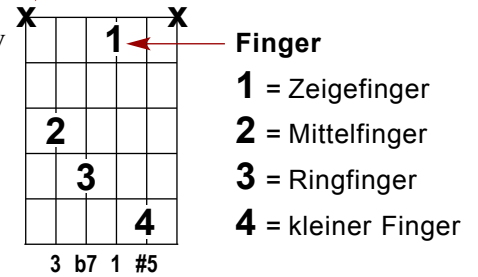
Akkorddiagramme



↑ **Senkrechte Linien** sind Gitarrensaiten. Das tiefe E befindet sich links, das hohe e' rechts.

Römische Zahlen → IV zeigen die Lage auf dem Hals an:
 I = 1. Bund
 II = 2.
 III = 3.
 IV = 4.
 V = 5.
 VI = 6.
 VII = 7.
 VIII = 8.
 IX = 9.
 X = 10.
 XI = 11.
 XII = 12.

Ein **X** bezeichnet eine Saite, die nicht gespielt werden darf.



Aufbau des Akkordes

- 1 = Grundton
- 2 = große Sekund
- b3 = kleine Terz
- 3 = große Terz
- 4 = reine Quarte
- b5 = verminderte Quinte
- 5 = reine Quinte
- #5 = übermäßige Quinte
- 6 = reine Sexte
- bb7 = verminderte Septime
- b7 = kleine Septime
- j7 = große Septime
- b9 = kleine None
- 9 = große None
- #9 = übermäßige None
- 11 = reine Undezime
- #11 = übermäßige Undezime
- b13 = kleine Terzdezime
- 13 = große Terzdezime

Transponiertabelle

Fast alle Gitarrengriffe in diesem Buch enthalten keine Leersaiten. So können sie zu jeder beliebigen Position auf dem Gitarrenhals verschoben werden. Um die Akkorde in andere Tonarten zu transponieren, verschiebe sie entlang dem Hals entweder aufwärts (+) oder abwärts (-) wie in der Tabelle angegeben:

D	D#	E	F	F#	G	G#	A	A#	H	C	C#	D	D#	E	F	F#	G	G#	A	A#	H	C
-11	-10	-9	-8	-7	-6	-5	-4	-3	-2	-1	0	+1	+2	+3	+4	+5	+6	+7	+8	+9	+10	+11

Weitere Publikationen

Ebenfalls erhältlich von www.gitarre6.de

Guitar Lovers Akkordindex	mit anderen Grundtönen
Guitar Lovers Handbuch	Akkorde, Tonleitern, Arpeggios
Guitar Lovers Studien	Theorie, Stimmungen, Übungen
Guitar Lovers Licks	Pentatonische und modale Licks
Guitar Lovers Jamtracks	Stücke mit Begleitmusik zum Solieren
Guitar Lovers Notenpapier	Leere Notenblätter und Tabulaturen zum Ausdrucken
Guitar Lovers Notenbücher	Sammlungen von Stücken als PDF mit Ton

Klicke hier, um den [Guitar Lovers Shop](#) für weitere Informationen zu besuchen

Seitenindex

1 AkkordIndex	28 9
2 Akkordfamilien	29 7#9
3 Akkordformel	29 7#9#5
	30 7b9
4 Quintakkord	30 7b9#5
4 Tritonus	31 m9
5 Dur	31 m9b5
6 Übermäßig	32 m7b9
7 sus2	32 m(maj9)
8 sus4	33 maj7#11
9 Moll	33 maj9#11
10 Vermindert	33 9#11
11 6	34 9sus4
12 m6	35 m11
13 maj7	35 m7/11
14 maj7#5	36 maj13#11
15 maj7b5	36 maj7/6
16 7	37 7/6
17 7sus4	38 7sus4/6
18 7b5	39 13#11
19 7#5	39 maj9/13
20 m7	40 13
21 m(maj7)	41 13b9
22 m7b5	
23 dim7	42 Akkorddiagramme
24 add9	42 Transponiertabelle
25 m(add9)	
26 6/9	
26 m6/9	43 Weitere Publikationen
27 maj9	44 Seitenindex

Dies ist eine Demo-Version

Die Seiten 11 - 41 sind nur in der Vollversion enthalten, die im Guitar Lovers Shop erhältlich ist.